

# Drift Creek Quilters Retreat

March 9-12, 2017

(Camp begins at 4 p.m. on Thursday and concludes on Sunday noon after brunch and clean-up.)

## *Borders on Spring*

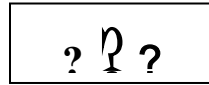


Drift Creek Camp  
Lincoln City, Oregon

**Doors open and registration begins at 4:00 p.m. Please be patient with us while we get you assigned to a room!**

## Class Information

**Note: Materials and supplies lists will be sent to you after registering for class.**



### Mystery Quilt 76" x 96": Trish


This is a nice-sized quilt with NO half-square triangles (almost!) There are a lot of fabrics, you can either choose them all from the same color family OR go crazy. Hopefully your fabric hunt won't have you pulling out too much hair. Enjoy the journey.

#### Fabric Requirements:

Fabric A- Dark	1 ¾ yards
Fabric B- Medium Dark	1 ½ yards
Fabric C- Medium	1 ¼ yard
Fabric D- Medium Light	1 yard
Fabric E- Light/Background	3 ¼ yards
Fabric F- VERY DARK contrasting color	3 yards. Like black or ???

Choosing the fabrics is the hardest part about making this quilt- don't stress over it, it will be amazing! Small to medium prints work best--you do not know how things will get cut up. Class will begin on Friday at 9 am. Go at your own pace and feel free to take other classes.

"Uncertainty and mystery are energies of life. Don't let them scare you unduly, for they keep boredom at bay and spark creativity."  
- R. I. Fitzhenry



### Focused Nine Patch 49" x 54": Allison

The skills learned in this beginner's class will set you up for a lifetime of quilting. Learn basic measuring, cutting and sewing techniques in this beginner level class.



### Emily's Star 42" x 42": Esther

Emily's Star is an easy paper foundation pieced project that begins with a jelly roll. Fee includes enough paper foundations for 16 star blocks.



### Chain Link 45" x 45": Annette


Add to your skill set! Learn the partial seams technique while making the Chain Link block. You will get plenty of practice and encouragement creating this dynamic 45" wall hanging/table topper. There will be examples of several other partial seam blocks. Planned or scrappy, this looks great in many colors.

**Important: Morning classes will be 8:30-10:00, then break for brunch from 10:00-11:00; resume from 11:30 to 1:00.**

Afternoon classes will be 1:30-4:30

- **Bring your shirt design on an 8-1/2" x 11" page! Three colors or less, where you'd like it on our 20th anniversary shirt.**

- **Massage will be offered!**



## Borders on Spring!

- Work on your own project
- Enjoy Story time
- Take a class
- Play games during the weekend
- Meet and share
- Share at “Show and Tell” during each meal time
- Sew a mystery quilt
- Join a “Tour de Quilts” through the bedrooms
- Have a massage
- Come away refreshed!

### Directions to Drift Creek Camp:

From Lincoln City go south on Hwy. 101. Turn left onto Drift Creek Road and proceed for 2 miles. When you come to the “T” in the road, turn right. Go ¼ mile, and then turn left heading uphill on the less traveled road. You are now on a Forest Service road. Follow the signs at each intersection for “church camp” or “DC Camp.” You will travel a total of 11 miles off of Hwy. 101.


### Essentials to Bring:

- ☐ Bedding (including quilt for “Tour de Quilts”)
- ☐ Clothing
- ☐ Flashlight
- ☐ Project supplies
- ☐ Favorite snack for sharing with others at snack times
- ☐ Towel clearly marked with your name
- ☐ Medications

Note: Irons are provided at camp in each work area!

### \*BASIC SEWING SUPPLIES

1. Sewing machine good working order (if applicable). Be sure to include presser feet and power cord.
2. Extra filled bobbins
3. Sewing needles (hand and machine)
4. Scissors
5. Rotary cutter and small mat
6. Rotary ruler
7. Seam ripper
8. Thread to match project
9. Pins



in

### Contact Information

#### Registration:

Linda Matson

20305 NE 58<sup>th</sup> Street

Vancouver, WA 98682

Phone: 360-256-1283

Email: [lmatson620@aol.com](mailto:lmatson620@aol.com)

## Important!

Deadline for registration is February 1. We will notify you if camp is filled and give you the option of being placed on a waiting list.

#### Other questions contact:

Louise Gingerich

Phone: 503-651-2816

Email: [jandlg@mennonite.net](mailto:jandlg@mennonite.net)

Emergency contact during travel: NOT for retreat information. Drift Creek Camp; Phone 541-996-3978

### Here’s what I signed up for:

Long Weekend (Thurs-Sun) \$160.00

Short Weekend (Fri-Sun) \$115.00

### Classes:

Mystery Quilt (starts Friday am)	\$20
Emily's Star (Friday all day)	\$35
Chain Link (Saturday am)	\$20
Focused 9-Patch (Saturday all day)	\$35

I sent my registration to Linda on \_\_\_\_\_ and included a check for \$\_\_\_\_\_.

I RESERVED sewing machine space:

☐ Yes ☐ No

I RESERVED bedding and will pay camp directly:

☐ Yes ☐ No